



# Enlarge Your Ethernet Network

Fast Ethernet Media Converter

MC100CM/MC110CS

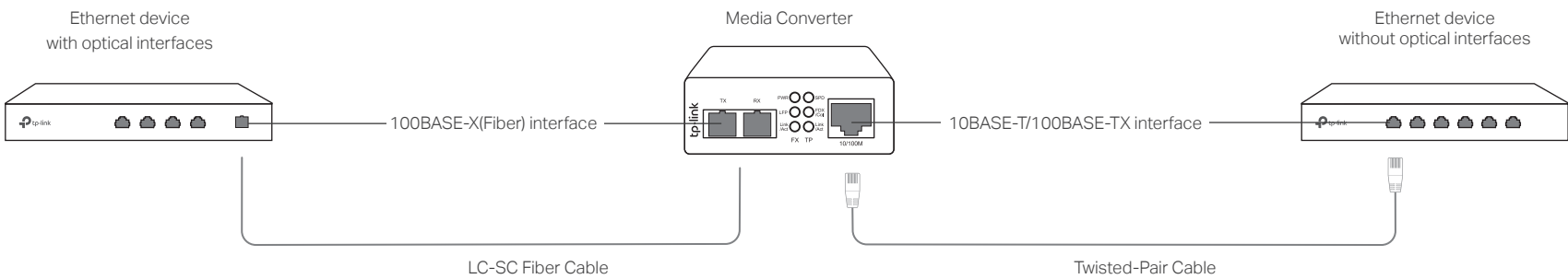


For more information, please visit our website:  
<http://www.tp-link.com>

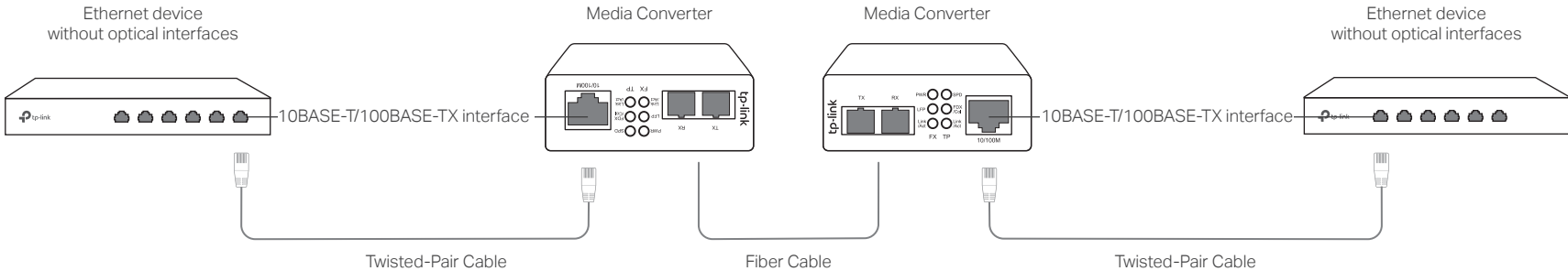
7106506735 REV5.0.0

Package Contents: Converter, Power Adapter, User Guide, Purchasing Guide

## Scenario 1: Connect Devices with and without Optical Interfaces

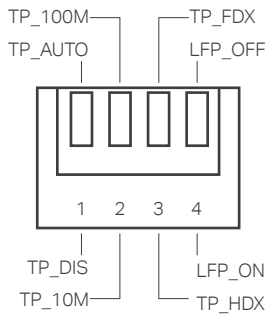


## Scenario 2: Connect Devices without Optical Interfaces



- Note:
- 1. Please use two Media Converters of the same model to work properly.
  - 2. Please connect the TX port of one converter to the RX port of the other using a fiber cable.
  - 3. With the LFP (Link Fault Pass Through) function enabled, when one side of the link fails, the media converter will disconnect the transmit link of the other side, thus minimizing the loss caused by link failure.

## DIP Switches



- TP\_AUTO/TP\_DIS: Set the TP port speed to Auto-Negotiation/FORCE.  
TP\_100M/TP\_10M: Set the TP port's speed.  
LFP\_ON/LFP\_OFF: Enable or disable the LFP function.  
TP\_FDX/TP\_HDX: Set the duplex mode for the TP port as Full-Duplex/Half-Duplex.

You can set the speed and duplex via different switch combinations as shown below.

Switch Combination	Speed and Duplex
TP_AUTO, TP_100M, TP_FDX	TP: AUTO
TP_DIS, TP_100M, TP_FDX	TP: FORCE,100M, FULL-Duplex
(TP_DIS or TP_AUTO), TP_100M, TP_HDX	TP: FORCE,100M, HALF-Duplex
TP_DIS, TP_10M, TP_FDX	TP: FORCE,10M, FULL-Duplex
(TP_DIS or TP_AUTO), TP_10M, TP_HDX	TP: FORCE,10M, HALF-Duplex

- Note:
- 1. It is recommended to leave the switches on TP\_AUTO, TP\_100M, TP\_FDX and LFP\_On to accommodate most situations.
  - 2. Please reboot the converter after configuring the switches.

## LED Explanation



## PWR

On: Power on  
Off: Power off



## LFP

On: LFP function enabled  
Off: LFP function disabled



## Link/Act

On: Valid link  
Flashing: Transmitting or receiving data  
Off: Invalid link

FX



## SPD

On: Running at 100Mbps  
Off: Running at 10Mbps or no connection



## FDX/Col

On: Operating in Half-Duplex mode  
Off: Operating in Full-Duplex mode  
Flashing: Data collision



## Link/Act

On: Valid link  
Flashing: Transmitting or receiving data  
Off: Invalid link

TP

## Specifications

General Specifications	
Standards	IEEE 802.3, IEEE802.3u, IEEE802.3x
LED	PWR, SPD, LFP, FDX, Link/Act
Connector	1 SC fiber optic; 1 RJ45 jack
Twisted-Pair	10BASE-T: 2-pair UTP/STP of Cat. 3 or above (≤100m) 100BASE-Tx: 2-pair UTP/STP of Cat. 5 or above (≤100m)
Fiber	For MC100CM: 62.5/125μm multi-mode (≤2km) 50/125μm multi-mode (≤2km) For MC110CS: 9/125μm single-mode fiber (≤20km)
Wave Length	1310nm
Power	External Power Adapter: 9V/0.6A

## Environmental and Physical Specifications

Operation Temperature	0 °C to 40 °C (32 °F to 104 °F)
Storage Temperature	-40 °C to 70 °C (-40 °F to 158 °F)
Operation Humidity	10% to 90% RH non-condensing
Storage Humidity	5% to 90% RH non-condensing

## FCC STATEMENT

This equipment has been tested and found to comply with the limits for a Class A digital device, pursuant to part 15 of the FCC Rules. These limits are designed to provide reasonable protection against harmful interference when the equipment is operated in a commercial environment. This equipment generates, uses, and can radiate radio frequency energy and, if not installed and used in accordance with the instruction manual, may cause harmful interference to radio communications. Operation of this equipment in a residential area is likely to cause harmful interference in which case the user will be required to correct the interference at his own expense.

This device complies with part 15 of the FCC Rules. Operation is subject to the following two conditions:

- 1) This device may not cause harmful interference.
- 2) This device must accept any interference received, including interference that may cause undesired operation.

Any changes or modifications not expressly approved by the party responsible for compliance could void the user's authority to operate the equipment.



CE Mark Warning

This is a class A product. In a domestic environment, this product may cause radio interference, in which case the user may be required to take adequate measures.

## SAFETY NOTICES



## ⚠ Cautions

Do not use this product near water, for example, in a wet basement or near a swimming pool.

Avoid using this product during an electrical storm. There may be a remote risk of electric shock from lightning.

Do not point or stare directly into the beam or into the optical port of the transceiver when it is operating, as this can injure your eyesight.



Продукт сертифіковано згідно з правилами системи УкрСЕПРО на відповідність вимогам нормативних документів та вимогам, що передбачені чинними законодавчими актами України.

